

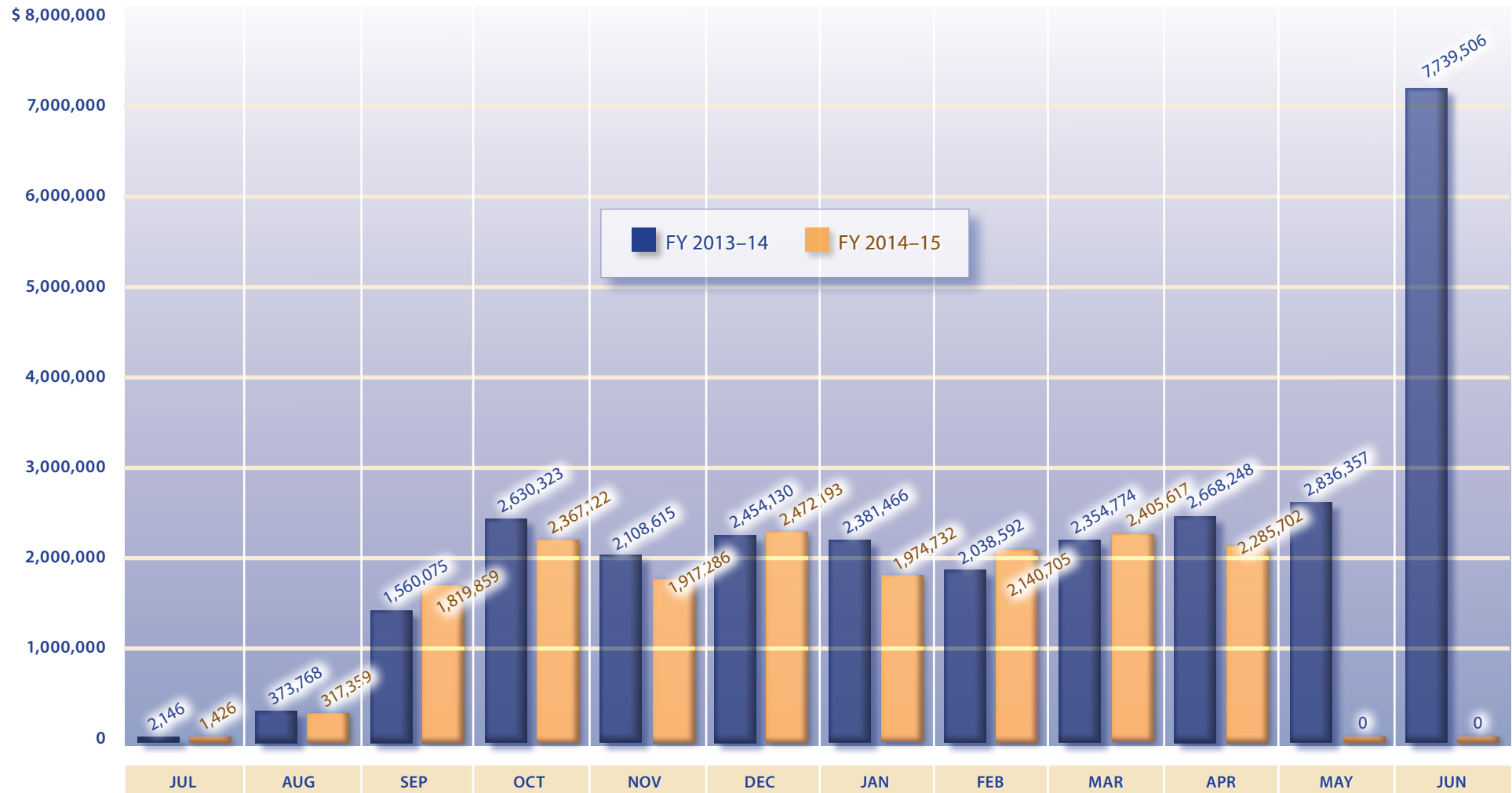
POST

Comparison of Revenue by Month - page 1 of 4

FISCAL YEAR 2014-15

STATE PENALTY FUND

Attachment A



TOTAL FY 2013-14: \$ 29,148,000

TOTAL FY 2014-15: \$ 17,702,001



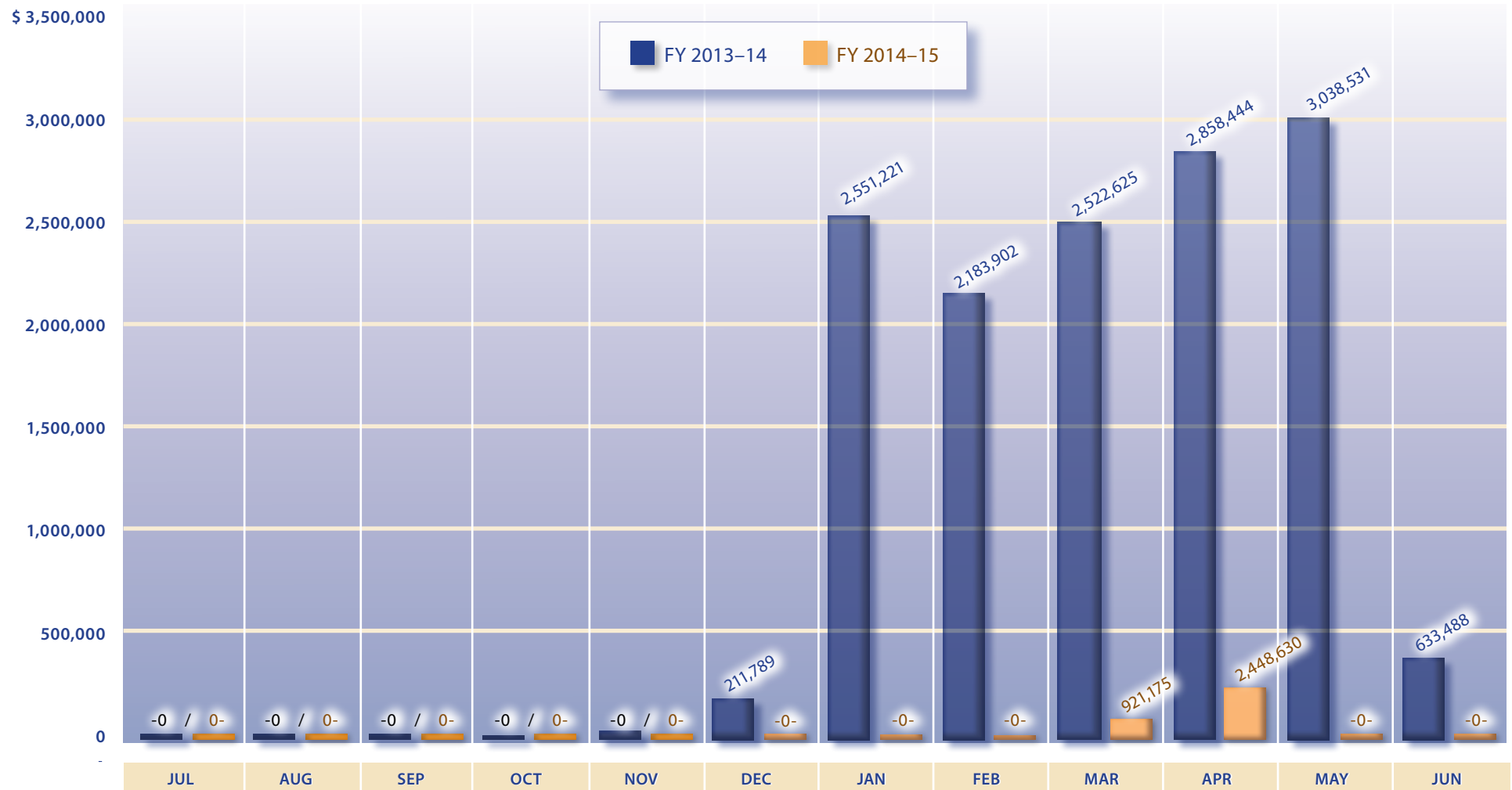
POST

Comparison of Revenue by Month - page 2 of 4

FISCAL YEAR 2014-15

DRIVER TRAINING PENALTY ASSESSMENT FUND

Attachment A



TOTAL FY 2013-14: \$ 14,000,000

TOTAL FY 2014-15: \$ 3,369,805



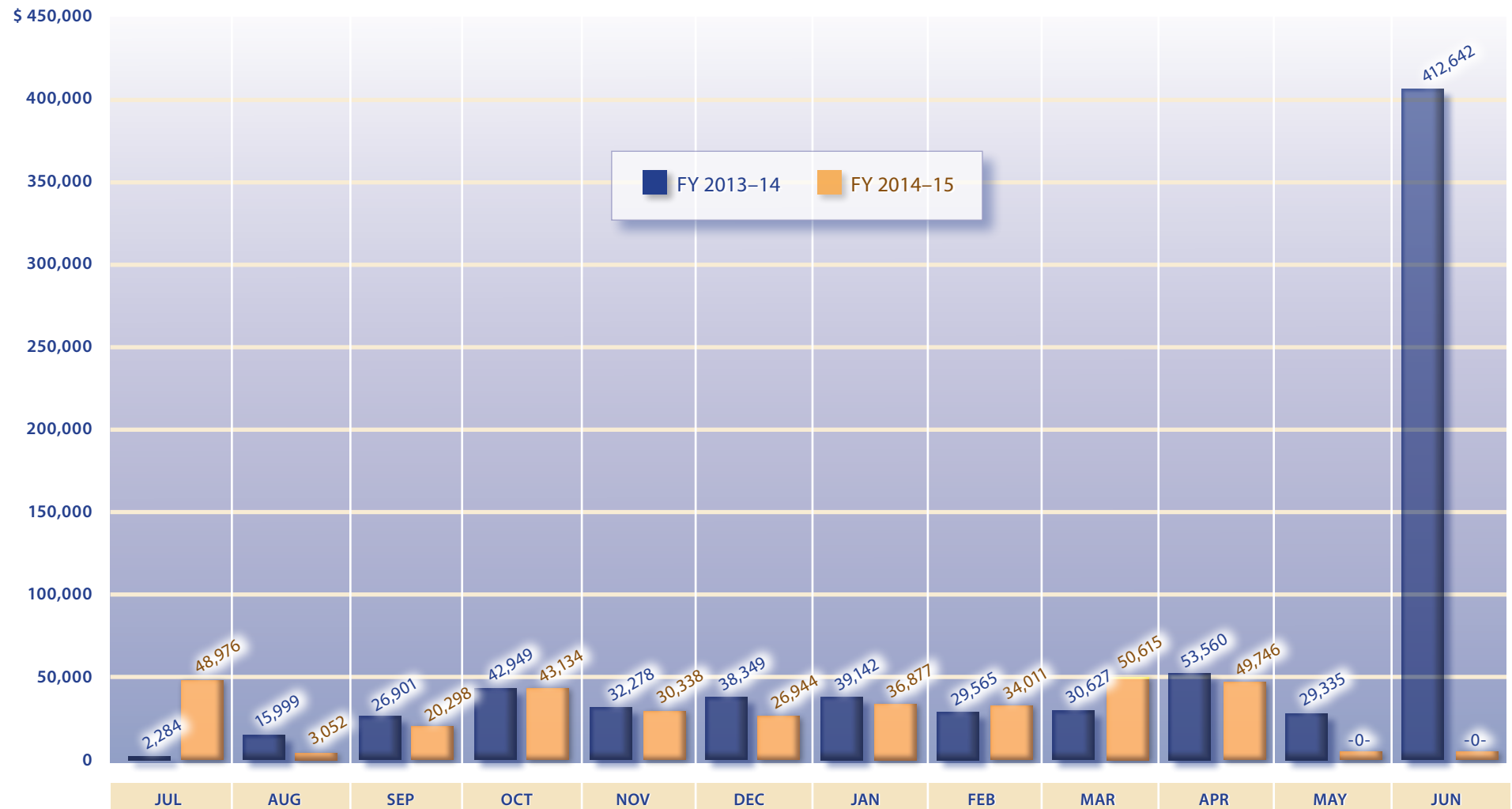
POST

Comparison of Revenue by Month - page 3 of 4

FISCAL YEAR 2014-15

OTHER SOURCES

Attachment A



TOTAL FY 2013-14: \$ 753,631

TOTAL FY 2014-15: \$ 343,991



POST

Comparison of Revenue by Month - page 4 of 4

FISCAL YEAR 2014-15

OVERVIEW

Attachment A

MONTH	MONTHLY TOTAL		Monthly Percent of Change
	FY 2013-14	FY 2014-15	
JUL	\$ 4,430	\$ 50,402	1,037.74%
AUG	389,767	320,410	-17.79%
SEP	1,586,976	1,840,158	15.95%
OCT	2,673,272	2,410,256	-9.84%
NOV	2,140,893	1,947,623	-9.03%
DEC	2,492,479	2,499,137	0.27%
JAN	2,632,397	2,011,610	-23.58%
FEB	4,619,378	2,174,716	-52.92%
MAR	4,569,303	3,377,407	-26.08%
APR	5,244,433	4,784,077	-8.78%
MAY	5,724,136		
JUN	6,016,809		
TOTAL	\$ 38,094,273	\$ 21,415,796	

